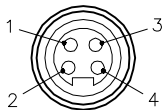


MALE END VIEW



- 1 = BLUE (- VOLTAGE)
- 2 = BROWN (+ VOLTAGE)
- 3 = BARE (SHIELD)
- 4 = GREEN/YELLOW (GROUND)

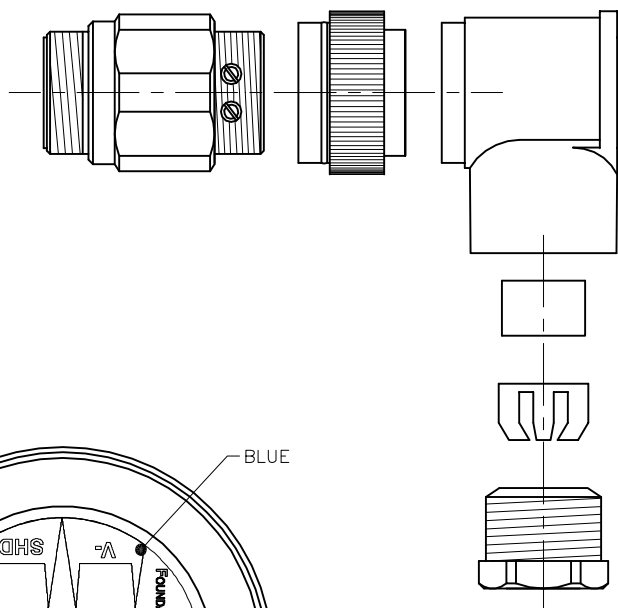


FOUNDATION™
fieldbus

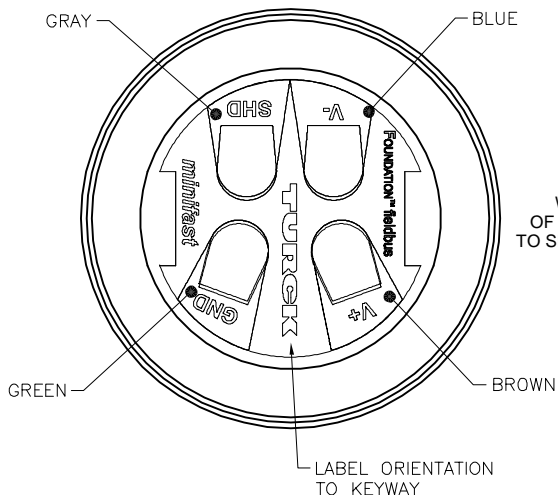
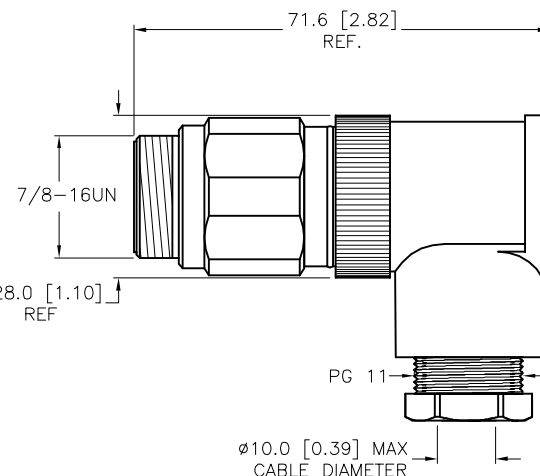
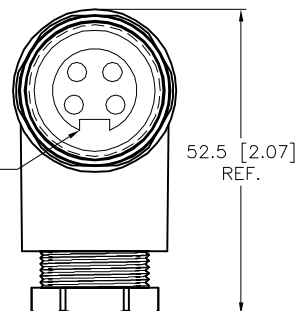
SPECIFICATIONS

HOUSING MATERIAL/COLOR	NYLON or PBT/BLACK
CONTACT MATERIAL/PLATING	BRASS/GOLD
COUPLING NUT MATERIAL/FINISH	STAINLESS STEEL/PASSIVATED
RATED CURRENT [A]	9.0 A
RATED VOLTAGE [V]	600 V
MAXIMUM WIRE SIZE	16 AWG
TERMINATION METHOD	SCREW TERMINAL
CABLE GRIP RANGE	PG11 = 8–10mm
TEMPERATURE RATING	–25°C to +85°C (–13°F to +185°F)
PROTECTION CLASS	IP67

EXPLODED VIEW



KEY-WAY
ADJUSTABLE
BY 45°
INCREMENTS



WIRE SIDE VIEW
OF CONTACT HOLDER
TO SHOW LABEL DETAILS

FIELD WIREABLE MINIFAST RIGHT-ANGLE CONNECTOR

SOURCE DRAWING - FOR REFERENCE ONLY

RELATED DOCUMENTS 1. 2. 3. 4.	3RD ANGLE PROJECTION 	THIS DRAWING IS CONFIDENTIAL AND THE PROPERTY OF TURCK INC. USE OF THIS DOCUMENT WITHOUT WRITTEN PERMISSION IS PROHIBITED.		<div>3000 CAMPUS DRIVE MINNEAPOLIS, MN 55441 1-800-544-7769 (763) 553-7300 (763) 553-0708 fax www.turck.us</div> <h1>TURCK</h1>	DESCRIPTION BSV 4240-0/11/FF
	MATERIAL SEE SPECIFICATIONS	DRFT KMY APVD A.A.	DATE 06/21/12 SCALE 1=1.3		
FINISH SEE SPECIFICATIONS	CONTACT TURCK FOR MORE INFORMATION	UNIT OF MEASUREMENT MILLIMETER [INCH]		IDENTIFICATION NO. U2-20363	REV C
DO NOT SCALE THIS DRAWING		FILE: U2-20363		SHEET 1 OF 1	

C	UPDATE TEMP RATING	TR	08/08/23	500000008629
REV	DESCRIPTION	BY	DATE	ECO. NO.